

MIS 304: INTRO TO PROBLEM SOLVING AND BUSINESS PROGRAMMING

INSTRUCTOR

Professor: Katie Gray
Email: katie.gray@mcombs.utexas.edu
Office: CBA 3.408
Office Hrs: T,TH 12:00 noon – 1:00pm
W 1:00pm – 2:00pm
Contact: email is preferred, or
232-8190 (work voice mail)

CLASS

Classroom: UTC 1.116
Lab Room: MOD Lab in CBA 5.304

TA

Name: Carolyn McLain
Email: carolyn.mclain@bba07.mcombs.utexas.edu
Office Hrs: to be announced

ASSISTANT INSTRUCTOR

Instructor: Mei Lin
Email: meilin@mail.utexas.edu
Office Hours: TBA

INSTRUCTOR TRANSITION

The first half of this course will be taught by the primary instructor, Katie Gray. Sometime around Spring Break, the assistant instructor, Mei Lin, will take over the course so Katie can go on maternity leave for the remainder of the semester. Mei is a PhD candidate at the very end of her academic requirements – she has a great deal of academic and teaching experience, including teaching her own complete sections of MIS 304 in the past. We appreciate your flexibility with this somewhat unusual arrangement.

COURSE OBJECTIVES

1. Learn to solve business problems using VB.Net.
2. Gain an understanding of the complexity of systems development environments and know when to apply specific programming techniques.

TEXT AND NOTES

1. **Required text:** *Programming in Visual Basic.Net 2005 Edition*, by Bradley and Millsbaugh. ISBN 0-07-226215-X or ISBN:0073304271
2. **Class slides:** available through Blackboard (<http://courses.utexas.edu>, UT EID required)
3. **Visual Studio 2005** comes with new textbooks, but it can also be downloaded from <https://www.mcombs.utexas.edu/services/cbacc/coe/index.aspx>
4. **Please note that we are NOT using Visual Studio 2008, and you should do so at your own risk. The graders will grade assignments in the McCombs labs or on their home machines using VS 2005. If you submit a version using VS 2008 and we cannot open it, you will receive a ZERO, so double check your zip file in the McCombs labs.**

REQUIRED MATERIALS

1. USB or keychain Disk for saving up your files (assignments) in lab.
2. Internet access for the class website (if working from home)
3. Business school email access
4. Win zip program for compression (lab computers have this installed)
5. CBA account number when we meet in the computer lab.

COURSE RESOURCES

1. **Homepage:** <http://www.mcombs.utexas.edu/courses/MIS304/>.

The homepage is a general webpage for MIS 304, all specific course information is on blackboard.

2. **Blackboard:** <http://courses.utexas.edu>.

Blackboard is used for virtually everything for MIS 304 including: course schedule, syllabus, instructions for the class downloading class notes, submitting homework, as well as out-of-class discussion.

3. **Visual Basic consultants:**

Visual Basic.NET consultants are available in the Millennium lab (5th floor CBA). Their hours are roughly 11:00 AM until 10:00 PM. Their job is to help you with VB.Net problems. They are NOT supposed to write your code for you, but help you debug it.

GRADES

Assignment	Weight	Final Average	Final letter grade
Exam 1	15%	90 -100	A
Exam 2	15%	80 - 89	B
Exam 3	15%	70 - 79	C
Final Project	10%	60 - 69	D
Individual Homework	30%*	< 60	F
Team Homework Projects	15%		
Total	100%		

*Your lowest individual homework grade will be automatically dropped.

INDIVIDUAL AND TEAM HOMEWORK GRADING POLICY

Overview	Homework will be graded on a 100 point scale. You must follow the class form and programming standards on every homework. It is possible to have project that works, but does not make an A, IF you fail to follow instructions carefully. Small details matter on your homeworks. If you do not turn in your homework you will receive a zero. See Program Grading Criteria below.
Turning in work	Turn in your VB.Net homework code into BlackBoard's Assignment Manager. See the class website for instructions. Note that in the past many students have "thought" they turned in their homework, but didn't actually submit, or they turned in the wrong version, or they turned it in, and later decided they wanted to turn in another version. Please be CAREFUL when submitting your homework on blackboard. Any errors in submission will cause you to get a ZERO!
Late	Assignments are due at the start of the class period. After that, no homework will be accepted.
Regrades	If you require a regrade on a homework or test, you must request the regrade within one week after it is returned.
Team Homework	The teams will consist of 2 class members If you fail to keep up with your teammate, you will be removed from the team and will be given a zero for the homework.

Program Grading Criteria	<p>All submitted programs must meet the following requirements:</p> <ol style="list-style-type: none"> 1. Program must work correctly <ol style="list-style-type: none"> a. It should complete all functions described in the individual programs description b. Option Strict must be turned ON c. Student's name must show on the VB form (in a label) 2. Program Header <ol style="list-style-type: none"> a. Programmer(s) b. Assignment Number & Name c. Due Date d. Program Description 3. Comments (Documentation) <ol style="list-style-type: none"> a. Stated in laymen's terms instead of VB.Net b. Variable names should be descriptive c. Applied to blocks of code 4. Programs should be On Time <ol style="list-style-type: none"> a. Programs are due at the beginning of class on the day that it is due. 5. Programs MUST be named correctly. <ol style="list-style-type: none"> a. The entire folder with your VB project in it MUST be named Lastname_FirstName_HWx, where x represents the homework number. Then when you zip the entire folder, it MUST be named Lastname_FirstName_HWx.zip. You will lose 5 points on every assignment that is named incorrectly. 6. Follow all applicable software standards posted on the class website
--------------------------	--

EXAM POLICY

General	All exams are scheduled well in advance. You must take your exam with the class you are registered in unless you receive specific approval from your instructor. No exam grades will be dropped.
Missing Exams	If you miss an exam, you will be given a zero, period! There are no makeup exams.
Illness	If you are ill, or have some other legitimate reasons for missing an exam, you must contact the instructor by e-mail or phone BEFORE the time the exams start. If you contact instructor AFTER the exam, you are considered as missing an exam.

MISC

Classroom Participation	You are expected to participate in the classroom discussion by answering questions, asking questions, raising issues, and making observations.
Collaboration And Dishonesty	Students are encouraged to discuss the assignments with one another and to seek help from the instructors and lab proctors. However, each student must complete his or her own individual homework assignments independently. Copying another person's program (with or without their permission), or collaboration with other students to the extent that the result is in fact multiple submissions of one program rather than independent work is subject to the University dishonest policy. By teaching this course, I have agreed to observe all of the faculty responsibilities described in that document. By enrolling in this class, you have agreed to observe the entire student responsibilities described in that document. You should refer to the Student Judicial Services website at http://deanofstudents.utexas.edu/sjs/ .

Class Disruption	Please turn off any device such as Cell Phones, Beepers, CD/MP3 players that will cause class disruptions. <i>Your last grade will be reduced by 5 points if your cell phone rings during class.</i> When a true need to communicate with someone outside of class exists (e.g., for some medical need), please inform me prior to class.
Disabilities	If you require special accommodations, you must obtain a letter that documents your disability from the Services for Students with Disabilities area of the Division of Diversity and Community Engagement (471-6259 voice or 471-4641 TTY for users who are deaf or hard of hearing). Present the letter to me at the beginning of the semester so we can discuss the accommodations you need. No later than five business days before an exam, you should remind me of any testing accommodations you will need. For more information, visit http://www.utexas.edu/diversity/ddce/ssd/ .
Privacy regarding to the use of Blackboard	A password-protected class site on Blackboard is available for this course. Syllabi, handouts, assignments and other resources are types of information that may be available within this site. Site activities may include exchanging e-mail, engaging in class discussions and chats, and exchanging files. In addition, class e-mail rosters will be a component of the sites. Students who do not want their names included in these electronic class rosters must restrict their directory information in the Office of the Registrar, Main Building, Room 1. For information on restricting directory information see: http://www.utexas.edu/student/registrar/catalogs/gi03-04/app/appc09.html
University of Texas Honor Code	The core values of The University of Texas at Austin are learning, discovery, freedom, leadership, individual opportunity, and responsibility. Each member of the university is expected to uphold these values through integrity, honesty, trust, fairness, and respect toward peers and community.
Use of Email for Official Correspondence to Students	Email is recognized as an official mode of university correspondence; therefore, you are responsible for reading your email for university and course-related information and announcements. You are responsible to keep the university informed about changes to your email address. You should check your email regularly and frequently – I recommend daily, but at minimum twice a week – to stay current with university-related communications, some of which may be time-critical. You can find UT Austin’s policies and instructions for updating your email address at http://www.utexas.edu/its/policies/emailnotify.php .
Religious Holidays	By UT Austin Policy, you must notify me of your pending absence at least fourteen days prior to the date of observance of a religious holy day. If you must miss a class, an examination, a work assignment, or a project in order to observe a religious holy day, I will give you an opportunity to complete the missed work within a reasonable time after the absence.
Behavior Concerns Advice Line (BCAL)	If you are worried about someone who is acting differently, you may use the Behavior Concerns Advice Line to discuss by phone your concerns about another individual’s behavior. This service is provided through a partnership among the Office of the Dean of Students, the Counseling and Mental Health Center (CMHC), the Employee Assistance Program (EAP), and The University of Texas Police Department (UTPD). Call 512-232-5050 or visit http://www.utexas.edu/safety/bcal .

<p>Emergency Evacuation Policy</p>	<p>Occupants of buildings on the UT Austin campus are required to evacuate and assemble outside when a fire alarm is activated or an announcement is made. Please be aware of the following policies regarding evacuation:</p> <ul style="list-style-type: none">Familiarize yourself with all exit doors of the classroom and the building.<ul style="list-style-type: none">Remember that the nearest exit door may not be the one you used when you entered the building.If you require assistance to evacuate, inform me in writing during the first week of class.In the event of an evacuation, follow my instructions or those of other class instructors.Do not re-enter the building unless you're given instructions by the Austin Fire Department, the UT Austin Police Department or the Fire Prevention Services office.
------------------------------------	--

MIS 304 Daily Course Outline – Spring 2009 – Professor Katie Gray























meet at classroom (UTC 1.116)



meet at MOD Lab West (CBA 5.304)

Date		Topics	Class Assignment Due Dates and Preparation
Jan 20	Tu	Intro to Visual Basic Chapter 1	Read Chapter 1 pages 1 to 20
Jan 22	Th	Chapter 1 continued	Read Chapter 1 pages 21 to 53 and Appendix C
Jan 27	Tu	Chapter 2 Designing Your Applications and Coding	Read Chapter 2 pages 61-71 DUE Individual Homework Case Study: Video Bonanza on page 59.
Jan 29	Th	Chapter 2 Designing Your Applications and Coding	Read Chapter 2 pages 71-87
Feb 3	Tu	Chapter 3 Variables, Constants, Calculations	Read Chapter 3 pages 95 to 106 and Appendix B pages 575-588 DUE Individual Homework Case Study Chapter 2 Video Bonanza page 93
Feb 5	Th	Chapter 3 Variables, Constants, Calculations	Read Chapter 3 pages 106 to 138
Feb 10	Tu	Chapter 4 Decisions and Conditions	Read Chapter 4 pages 145 to 172. DUE Individual Homework Case Study Chapter 3 Video Bonanza Study page 144.
Feb 12	Th	Review for Exam 1 Chapter 4 Debugging	Read Chapter 4 pages 172 to 193.
Feb 17	Tu	Exam 1	DUE Individual Homework#4.3 on page 195
Feb 19	Th	Chapter 5 Menus, Common Dialog Boxes	Read Chapter 5 pages 201 to 211
Feb 24	Tu	Chapter 5 Menus, Common Dialog Boxes	Read Chapter 5 pages 211 to 218 DUE Individual Homework#4.6 on page 195
Feb 26	Th	Chapter 5 Subs and Functions	Read Chapter 5 pages 218 to 236
Mar 3	Tu	Chapter 5 Subs and Functions	Read Chapter 5 pages 227 to 242 DUE Individual Homework #5.3 on page 239
Mar 5	Th	Chapter 6 Multiform Projects	Read Chapter 6 pages 243 to 249
Mar 10	Tu	Chapter 6 Multiform Projects	Read Chapter 6 pages 250 to 274 DUE Individual Homework chap 5: Video Bonanza on page 242.
Mar 12	Th	Chapter 12 OOP	Read Chapter 12 pages 449 to 464.
Mar16-20		Spring Break	
Mar 24	Tu	Chapter 12 OOP	Read Chapter 12 pages 464 to 496. DUE Individual Homework Case Study Chap 6 Video Bonanza Page 277.

 Mar 26	Th	Exam 2 Review	
 Mar 31	Tu	Exam 2	 DUE Team Homework Chapter 12 Video bonanza page 500.
 Apr 2	Th	Chapter 7 Go over exam, OOP review, Lists, loops	Read Chapter 7 pages 279 to 297. Skip printing.
 Apr 7	Tu	Chapter 7 Lists, loops	 DUE Individual Homework Chapter 12. #12.4 page 498
 Apr 9	Th	Chapter 10 Accessing Database Files	Read Chapter 10 pages 387 to 399.
 Apr 14	Tu	Chapter 10 Accessing Database Files	Read Chapter 10 pages 387 to 408, 414-417, Skip web sections.  DUE Team Homework Chap 7 Video Bonanza page 320
 Apr 16	Th	Chapter 8 Arrays	Read Chapter 8 pages 321 to 334.
 Apr 21	Tu	Chapter 8 Arrays	Read Chapter 8 pages 321 to 334. (skip multi-dimensional arrays)  DUE Team Homework Chap 10 to be handed out (not in book)
 Apr 23	Th	Chapter 8 Arrays	
 Apr 28	Tu	Exam 3	 DUE Team Homework Chapter 8 Video Bonanza page 352.
 Apr 30	Th	Review	Chapter 8 review, project intro
 May 5	Tu	Project Review	 DUE Team Homework 8.4 on page 349. Use provided class for states.
 May 7	Th	Project Review	
May 11	Mo	Project Due by NOON!	 DUE Team Project to be handed out in class.